

FLUORESCENT

1200-WP Series

Rustproof Vandal-Resistant Wall Luminaire
84 Watts Maximum - Electronic
Lamp and Ballast System

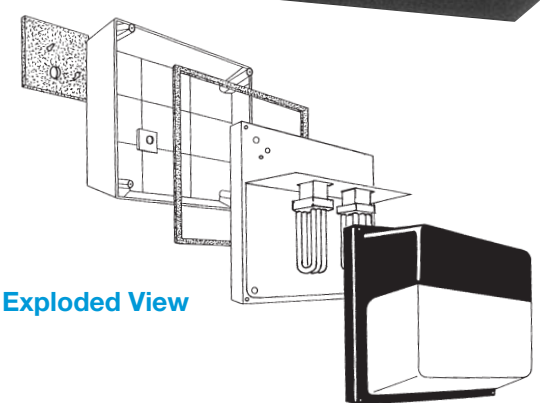


The lens, lamp orientation, and internal reflector in this wall-pack luminaire are designed to produce optimal light directly in front of and along building walls. Engineered with materials offering **high resistance to rust, corrosion, and impact**. The **polycarbonate** housing is lightweight for easy installation and is non-conductive for safety during installation and relamping. Smooth exterior lens allows ease of cleaning, clear prismatic interior assures optimum lumen output, rounded corners add increased impact strength and safety. Ideally suited as security or aesthetic lighting for the interior/exterior walls of commercial and industrial buildings, schools, hospitals, public housing, and government installations. Uses PLT four pin lamps.



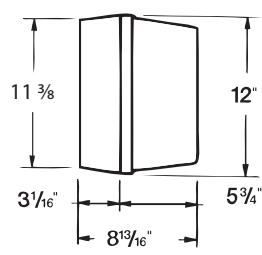
Specifications

Lens:	One piece injection molded UV-stabilized polycarbonate . Average thickness is 1/8". Smooth exterior surface allows ease of cleaning, clear prismatic interior assures optimal lumen output, and rounded corners add increased impact strength and end-user safety. Masked in bronze or white, high-temperature, weather-resistant polyurethane paint.
Base Plate:	Rustproof .080" 5052 H-32 tempered marine-grade aluminum.
Housing: (Optional)	Injection molded of UV-stabilized reinforced bronze or white polycarbonate . Rear knockout for supply wire. Available with up to four threaded connections and plugs suitable for 1/2" conduit. (specify connection positions).
Gasket:	Lens gasket and mounting gasket are closed-cell neoprene rubber.
Sockets:	Two provided. Four pin. Rated at 75W, 600V for GX24Q base.
Reflector:	Highly reflective anodized aluminum finish.
Lamps: (Optional)	PLT four pin.
Ballast:	Electronic P rated, High Power Factor. 120V through 277V, 50/60 Hz. Starting temperature is 0°F.
Hardware:	Four stainless-steel 8-32 phillips screws or tamperproof screws (TORX® type) attach lens to base plate.

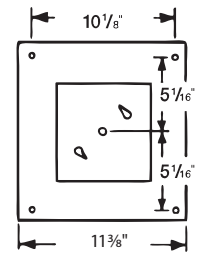


Exploded View

Dimensions



Side View of Lens/Housing



Back View of Housing

ETL-US Listed For Wet Locations and Emergency.
ETL-C Certified For Fluorescent Use.

All polycarbonate components meet Underwriters Laboratories 746C tests for polymeric material and carry a flammability rating of 94HB or better on lenses and the superior 94-5V rating on housings.

Luminaire Type _____
 Catalog Number _____
 Job Name _____
 Approval _____

WF Harris Lighting

Innovative Lighting Designs Since 1970

P.O. Box 5023, Monroe, NC 28111-5023, USA
 (704) 283-7477 (OPERATOR ASSIST) • (704) 283-6880 (FAX)
 (800) 842-9345 (TOLL FREE)
 e-mail: customerservice@wfarris.com
 www.wfharrislighting.com


Form 1557 9/15

"A Live Operator Company Standing Ready to Serve Your Lighting Needs"

FLUORESCENT

Ordering Information (Fill In Blanks For Complete Catalog Number)

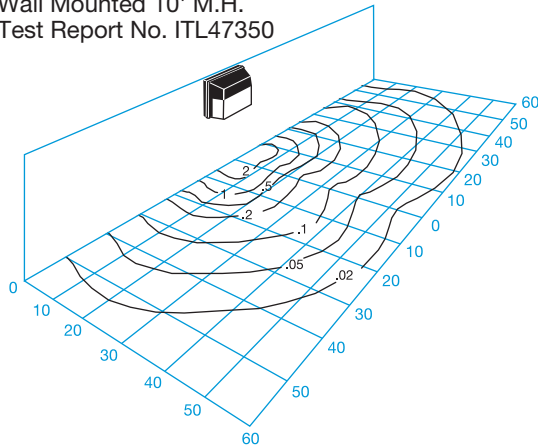
1200-WP Model	Housing	Watts-Lamp	HPF Power Factor	Volts	Options	Conduit Connections
Model	Housing	Watts/ Lamp	Power Factor	Volts	Options	Conduit Connections (12H Required)
1200-WP	HB-Bronze HW-White	2-18 PLT ² 2-26 PLT ² 2-32 PLT ² 2-42 PLT ^{2,3}	HPF	120-277	LP -Lamp PC -Photo Control ^{4,5} 12H __-Housing. Specify Color W -White B -Bronze GCO -Grounded Convenience Outlet ^{1,4} TPS -Tamperproof Screws FS -Fuse and Holder EM -(2 Lamps) Two Lamps Operate Full Time; One Lamp Operates During Emergency ² EM2 -(2 Lamps) Two Lamps Operate Full Time; Two Lamps Operate During Emergency ² EM02 -(2 Lamps) Two Lamps Operate Only During Emergency ²	CRS -Right Side CLS -Left Side CT -Top CB -Bottom C4 -All Four Sides (Positions Based on Facing Luminaire)

Accessories (Order Separately)
 Tamperproof Screwdriver 

- ¹ Dry locations only
- ² 12H Housing Included
- ³ Available in EM only
- ⁴ Housing Required
- ⁵ Specify 120V or 277V

Light Distribution Patterns

Model 1200-WP-2-42 PLT
 Wall Mounted 10' M.H.
 Test Report No. ITL47350



Fluorescent Lamp Performance

	Input Watts	Lumen Output	Lamp Life (Hours)
2-18 PLT	39W	2,400	10,000
2-26 PLT	54W	3,600	10,000
2-32 PLT	68W	4,800	10,000
2-42 PLT	93W	6,400	10,000

Specifications Subject to Change Without Notice

Luminaire is Warranted to be Free of Defects in Materials and Workmanship for One Year From Invoice Date.

**LENS, HOUSING, AND ALUMINUM BASE
 PLATE CARRY A LIFETIME GUARANTEE.**

Conversion Tables

Lamp	Lamp Conversion Factor	Mounting Height	Height Conversion Factor
2-42 PLT	1.00	8'	1.56
2-32 PLT	.75	10'	1.00
2-26 PLT	.56	12'	.69
2-18 PLT	.37	14'	.50

Using Conversion Table

TO ADJUST FOOTCANDLES (FC) SHOWN IN DIAGRAM AT LEFT, USE FOLLOWING FORMULA WITH LAMP CONVERSION FACTOR (LCF) AND HEIGHT CONVERSION FACTOR (HCF):

$$FC \times LCF = FC \text{ with alternate lamp}$$

$$FC \times HCF = FC \text{ at alternate height}$$

$$FC \times LCF \times HCF = FC \text{ with alternate lamp at alternate height}$$

TAA COMPLIANT
 TRADE AGREEMENT ACT COMPLIANT

 Made in USA

W.F. Harris Lighting

Innovative Lighting Designs Since 1970

P.O. Box 5023, Monroe, NC 28111-5023, USA

(704) 283-7477 (OPERATOR ASSIST) • (704) 283-6880 (FAX)

(800) 842-9345 (TOLL FREE)

e-mail: customerservice@wfharris.com

www.wfharrislighting.com

Printed in USA

Form 1557

9/15

"W. F. Harris Lighting Will Not Sacrifice Quality for the Sake of Price."