

FLUORESCENT

MODEL RS100 MODEL RS200

*Rust Resistant, Vandal Resistant Ceiling and Wall Luminaire
108 Watts Maximum*



Intertek

Designed for wet or dry covered ceiling locations where efficiency, style, and endurance to environmental elements are as important as reducing installation time and cost. Rigid one-piece housing allows no flex during handling nor during installation.

Quality engineered to resist rust, corrosion, moisture, dust, and impact. Smooth lens exterior for ease of cleaning, rounded corners for added strength, and frosted lens interior for optimal light diffusion. The totally nonconductive housing assures more safety to the end user. Special U-shaped channel with non-shifting poured-in-place gasket allows the flanged lens to fit snugly for a continuous seal against moisture and dust. Ideally suited for kitchens, food processing facilities, schools and universities, parking garages, government and civic facilities, car washes, commercial and industrial facilities, marine and public areas.



Specifications

Lens: High Impact Acrylic. Frosted lens interior is engineered for maximum light control and diffusion; smooth exterior allows ease of cleaning; and rounded corners for additional strength. Edge is flanged to fit snugly into the gasketed retention channel for a continuous seal against moisture and dust.

Housing: Rigid one-piece compression-molded fiberglass reinforced polyester (self-extinguishing ASTM D635-74). Design and construction allows no flex during handling and installation, thus reduces the possibility for damage and decreases installation time and cost. Two 7/8" diameter end holes. White polyethylene molded end plugs snap lock in place to maintain tight seal of unused end holes.

Gasket: Continuous poured-in-place gasket completely fills the perimeter channel of the housing and snugly accepts lens flange for maximum seal integrity against moisture, dust and water washdown. Gasket cannot separate, shift or fall out, thus reducing installation time and cost.

Mounting and Hardware: Two corrosion resistant brass 10-32 fixture mounting studs, molded into the housing, accept strip lighting fixture internally. External mounting brackets optional.

Lamps and Ballast: 2-40PLL, 2-24-FLT5, 2-32-FLT8 and 2-54-FLT5. Electronic Ballast 0°F Start Temperature.

Latching System: Standard with Models 100 or 200, are 2 or 3 pairs (respectively) of white injection molded high impact Celcon suitcase style latches that secure a positive seal between housing, gasket and lens. Special tamperproof stainless steel (for marine use) or polycarbonate latches available as a custom component. W. F. Harris Lighting recommends using the optional stainless steel latches on any luminaire being used in outside applications.



**SBA QUALIFIED
SMALL BUSINESS MANUFACTURER**

TAA COMPLIANT
TRADE AGREEMENT ACT COMPLIANT

ETL-US Listed For Wet Locations Covered Ceilings.
ETL-C Listed for Indoor/Outdoor Covered Ceilings.
USDA Certified for Food Area Applications.
NSF Certified for Non-Food Zone Applications.

The polycarbonate lens carries a flammability rating of 94HB or better.
The self-extinguishing fiberglass housing has the superior rating of SE-O.

Luminaire Type _____
Catalog Number _____
Job Name _____
Approval _____

W.F. Harris Lighting, Inc.™

Innovative Lighting Designs Since 1970


P.O. Box 5023, Monroe, NC 28111-5023, USA
704.283.7477 (HEADQUARTERS) • 800.842.9345 (TOLL FREE)
e-mail: customerservice@wfharris.com
www.wfharrislighting.com

"A Live Operator Company Standing Ready to Serve Your Lighting Needs"

FLUORESCENT

Ordering Information (Fill In Blanks For Complete Catalog Number)

Model	CP Lens	Watts-Lamp	HPF Power Factor	Volts	Options
RS-100	AF-Frosted	<i>RS-100</i>	HPF	120-277	MS -Mounting Straps (2) EM -(2 Lamp Luminaires) Both lamps operate during normal conditions; one lamp operates during emergency. EM2 -(2 Lamp Luminaire) Two lamps operate during normal conditions; the same two lamps operate during emergency. EM01 -(2 Lamp Luminaires) One lamp operates during normal conditions; One lamp operates during emergency. EM02 -(2 Lamp Luminaires) Two lamps operate during emergency only. FS -Fuse and Holder LPC -Polycarbonate Latch ^{1,2} LCWTP -Tamperproof Celcon Latch with #6-32x5/8" Tamperproof Screws ^{1,2} LPCTP -Tamperproof Polycarbonate Latch ^{1,2} LSS -Stainless Steel Latch ^{1,2} LSSTP -Stainless Steel Tamperproof Latch ^{1,2} FLS -Flex Sockets (for T8 Lamps Only)
RS-200	Prismatic	2-40PLL 2-24-FLT5			
		<i>RS-200</i>			
		2-32-FLT8 2-54-FLT5-HO			

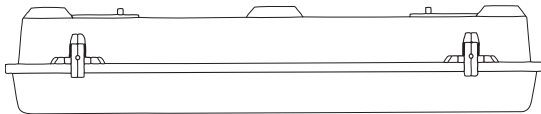
Accessories (Order Separately)
TPT-Tamperproof Screwdriver 
BRKT-Bracket Assembly Kit (2)

¹ Special Latches Available as Custom Components.
² Consult Factory for Availability.

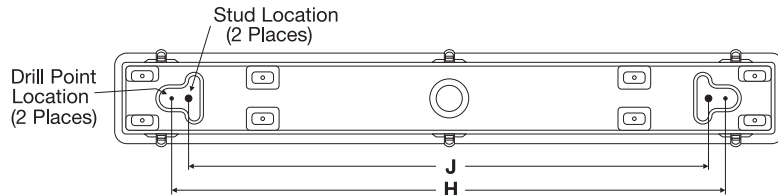
Dimensions (in inches)

Model	A	B	C	D	E	F	G	H	J	Latches
100	25-15/16	7	5-3/16	2-1/8	1-1/2	3-3/16	6-5/8	17-1/2	14-3/4	4
200	49-15/16	7	5-3/16	2-1/8	1-1/2	3-3/16	6-5/8	41-1/2	38-3/4	6

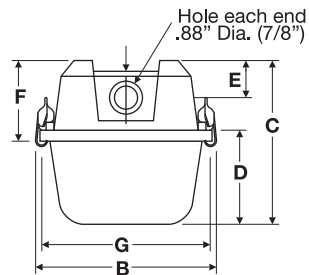
External Side View (Model RS-100)



External Top View (Model RS-200)



External End View



Specifications Subject to Change Without Notice

Luminaire is Warranted to be Free of Defects in Materials and Workmanship for One Year From Invoice Date.



**SBA QUALIFIED
SMALL BUSINESS MANUFACTURER**
TAA COMPLIANT
 TRADE AGREEMENT ACT COMPLIANT

W.F. Harris Lighting, Inc.™

Innovative Lighting Designs Since 1970
 P.O. Box 5023, Monroe, NC 28111-5023, USA
 704.283.7477 (HEADQUARTERS) • 800.842.9345 (TOLL FREE)
 e-mail: customerservice@wfarris.com
 www.wfharrislighting.com

“W. F. Harris Lighting Will Not Sacrifice Quality for the Sake of Price.”